



# GPS INTEGRATION <sup>and</sup> VEHICLE TRACKING IN TALLY ERP

# What is GPS?



The Global Positioning System (GPS) is a satellite-based navigation system made up of a network of 24 satellites placed into orbit by the U.S. Department of Defense. GPS was originally intended for military applications, but in the 1980s, the government made the system available for civilian use. GPS works in any weather conditions, anywhere in the world, 24 hours a day. There are no subscription fees or setup charges to use GPS.



## HOW IT WORKS ?

GPS satellites circle the earth twice a day in a very precise orbit and transmit signal information to earth. GPS receivers take this information and use triangulation to calculate the user's exact location. Essentially, the GPS receiver compares the time a signal was transmitted by a satellite with the time it was received. The time difference tells the GPS receiver how far away the satellite is. Now, with distance measurements from a few more satellites, the receiver can determine the user's position and display it on the unit's electronic map

Proceed to next slide...





HOME

Login to Track  
Vehicle

Login

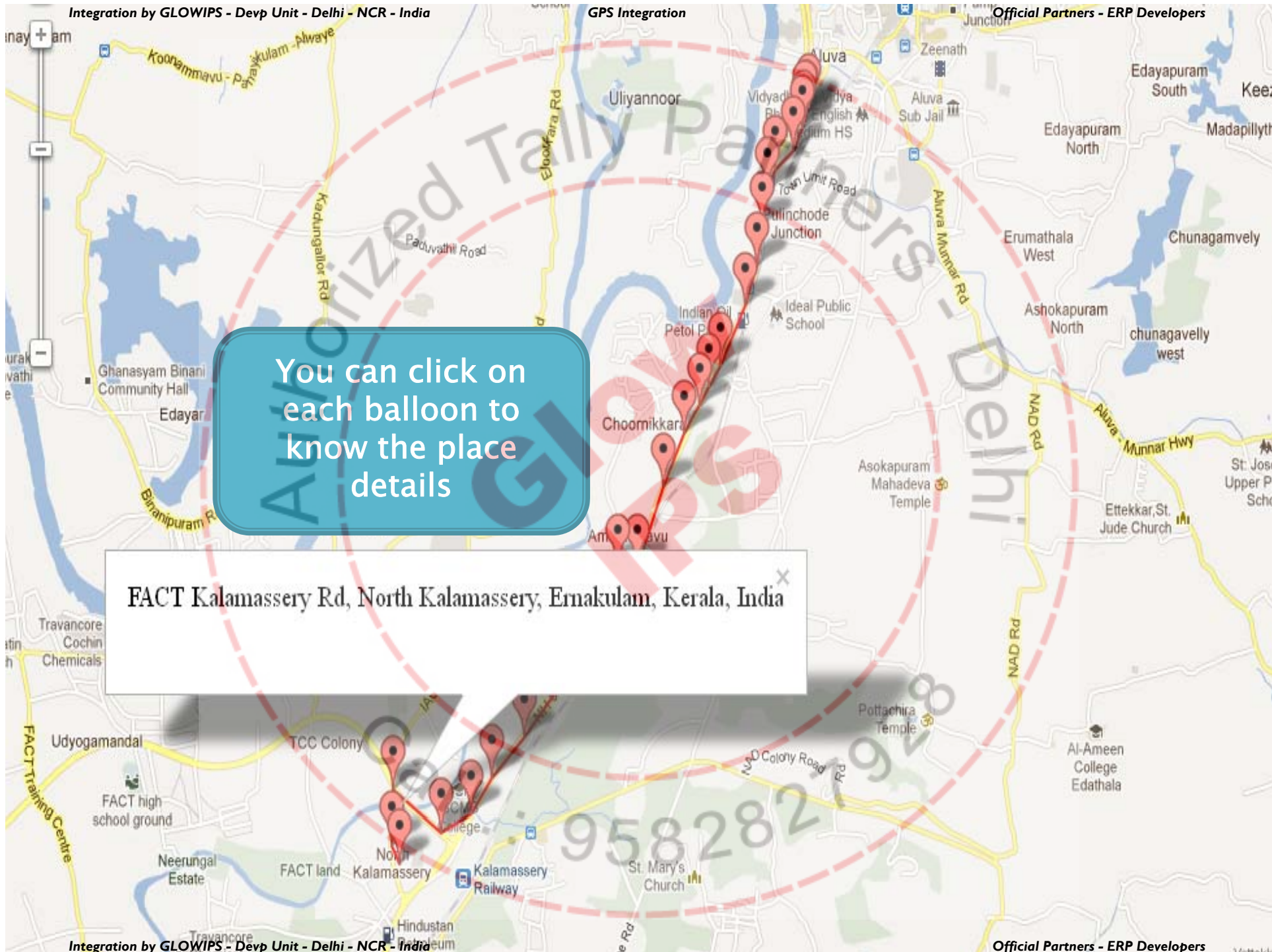
Username: noufal

Password: ●●●●●●

Login

It shows the  
complete  
information of start  
, Transit & End of  
vehicle movement











# GPS- YOUR BENEFITS :

- ▶ Vehicle Tracking
- ▶ Vehicle Transit Path
- ▶ Places in Vehicle Transit
- ▶ Time and Reach of each Place in Transit
- ▶ Average Speed of Vehicle in Transit
- ▶ Provide 24x7 online Server at lower rate
- ▶ Provide 24x7 Internet Protocol at lower rate

**For Enquiries :**

Call : 09349931410, 9349137608, 09349931410

Or Mail to : [dc@manvishonline.in](mailto:dc@manvishonline.in)

**THANK YOU...**